

RAHA COLLEGE RAHA, NAGAON-782103
STUDENTS' FEEDBACK
REPORT2018-19

A.Feedback on course

Table-1 Relevance of the course

Parameters	Excellent	Very Good	Good	Average	Poor	Total
Relevance of the course	12	24	47	7	0	90

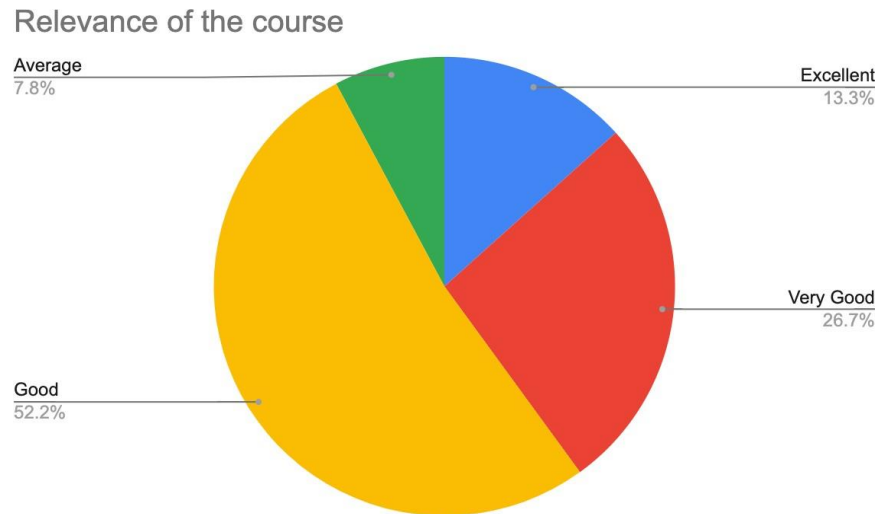


Table-2 Developing Analytical Skill

Parameters	Excellent	Very Good	Good	Average	Poor	Total
Developing Analytical Skill	6	28	39	15	2	90

Developing Analytical skill

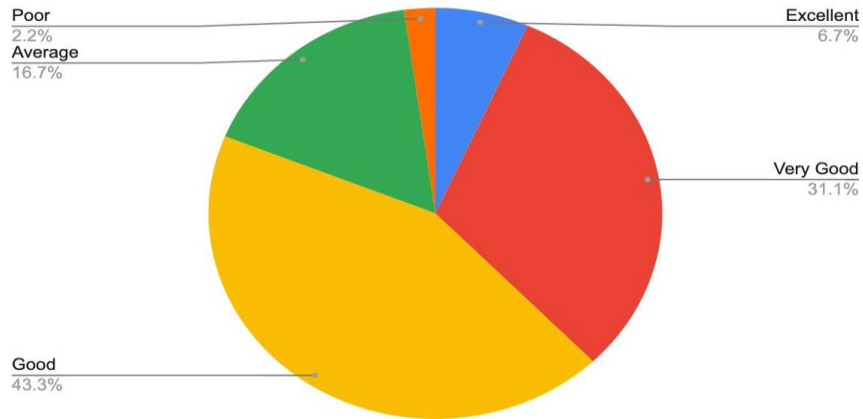


Table-3 Availability of optional subject within the course

Parameters	Excellent	Very Good	Good	Average	Poor	Total
Availability of optional subject within the course	14	30	31	13	2	90

Availability of optional subject within the course

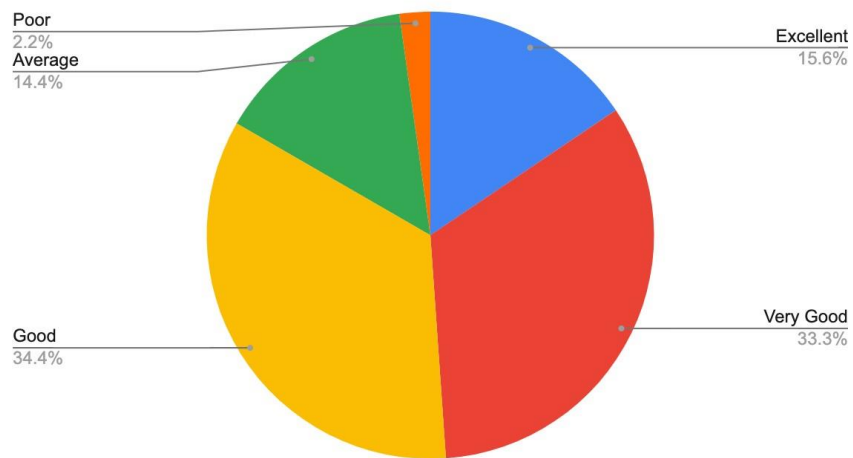
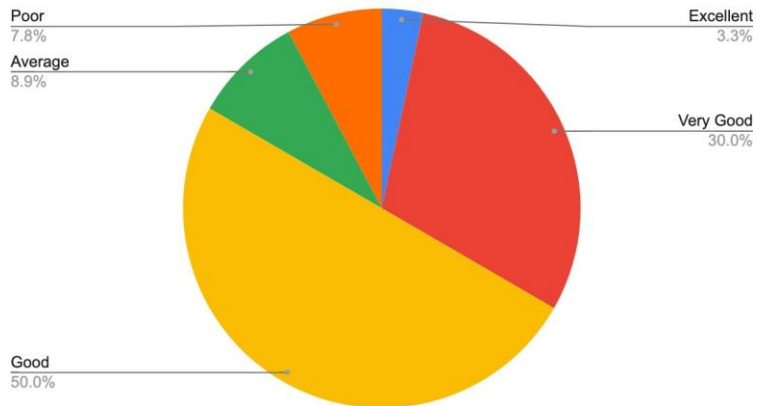


Table-4 Overall Rating

Parameters	Excellent	Very Good	Good	Average	Poor	Total
Overall rating	3	27	45	8	7	90

Overall Rating



B. Feedback on Teachers

Table-5 Knowledge Base

Parameters	Excellent	Very Good	Good	Average	Poor	Total
Knowledge Base	24	25	29	12	0	90

Knowledge Base

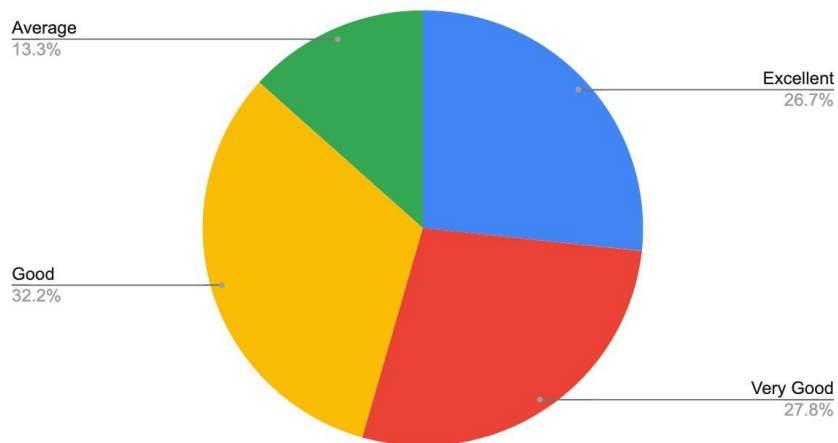


Table-6 Communication skill

Parameters	Excellent	Very Good	Good	Average	Poor	Total
Communication Skill	11	26	45	8	0	90

Communication Skill

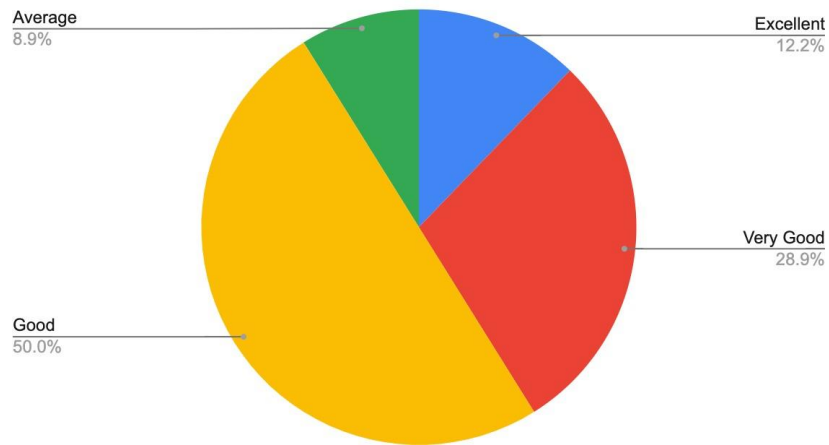


Table-7 Accessibility of Teacher

Parameters	Excellent	Very Good	Good	Average	Poor	Total
Accessibility of Teacher	25	43	21	1	0	90

Accessibility of Teacher

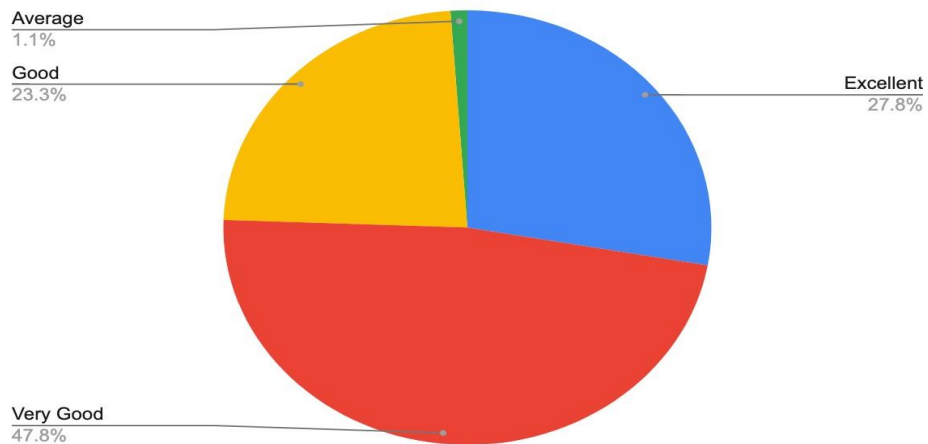


Table-8 Ability to design and evaluate assignment

Parameters	Excellent	Very Good	Good	Average	Poor	Total
Ability to design and evaluate assignment	18	31	33	8	0	90

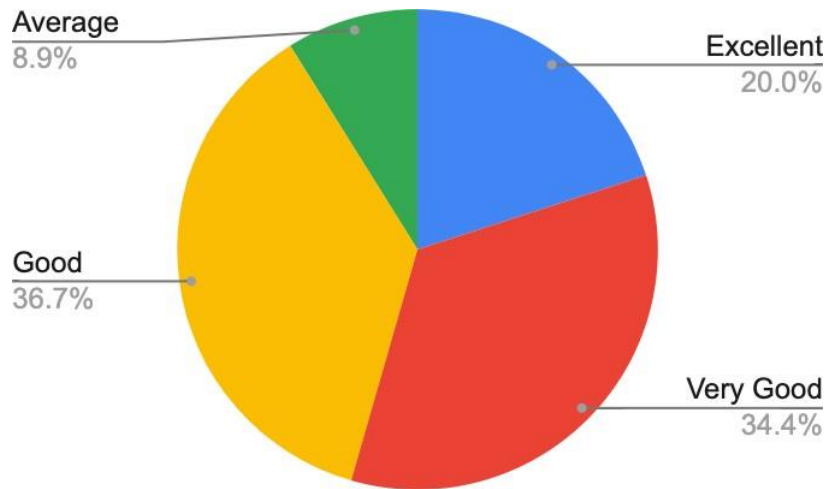


Table-9 Coverage of Syllabus

Parameters	Excellent	Very Good	Good	Average	Poor	Total
Coverage of syllabus	26	28	28	8	0	90

Coverage of Syllabus

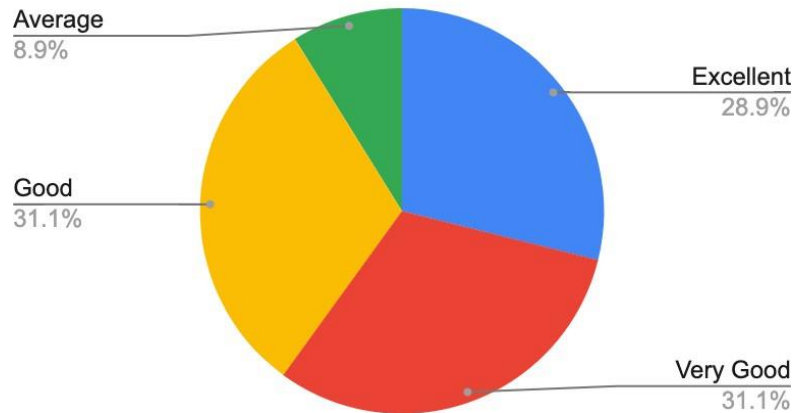


Table-10 Encouragement by the teacher for student participation

Parameters	Excellent	Very Good	Good	Average	Poor	Total
Encouragement by the teacher for student participation	35	29	13	13	0	90

Encourage by the teacher for student...

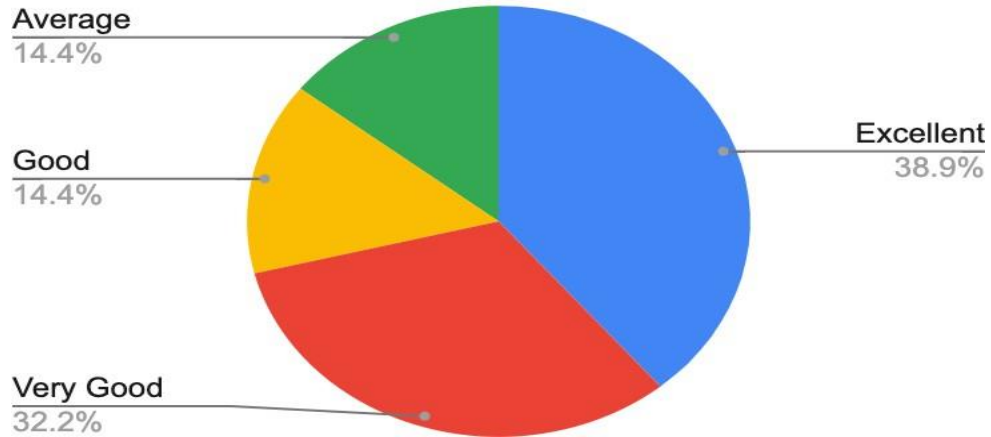
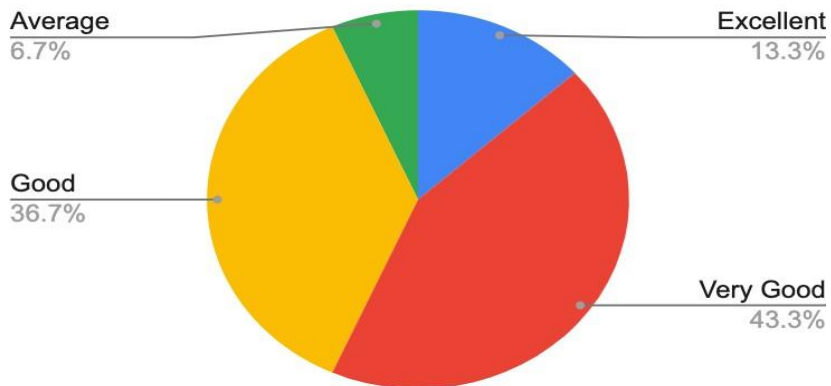


Table-11 Overall Rating

Parameters	Excellent	Very Good	Good	Average	Poor	Total
Overall Rating	12	39	33	6	0	90

c

Overall Rating



C. LIBRARY

Table-12 Availability of materials for prescribed reading.

Parameters	Excellent	Very Good	Good	Average	Poor	Total
Availability of materials for prescribed reading	13	20	40	13	0	90

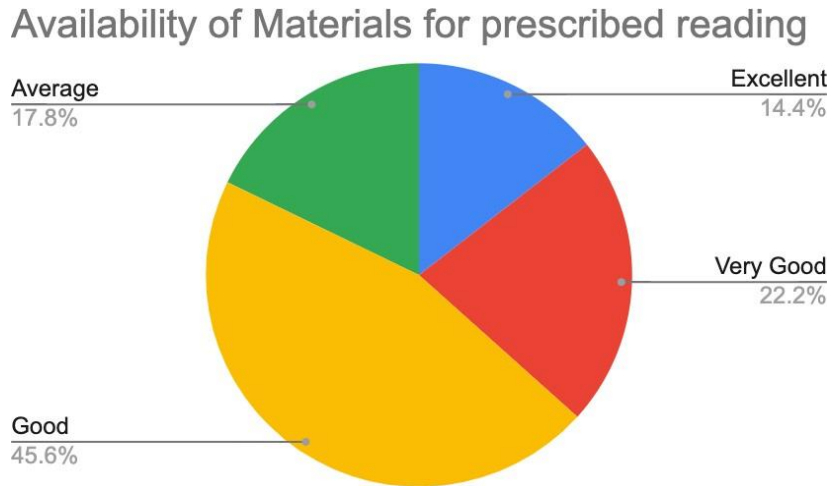


Table-13 Availability of reference books

Parameters	Excellent	Very Good	Good	Average	Poor	Total
Availability	10	21	37	19	2	90

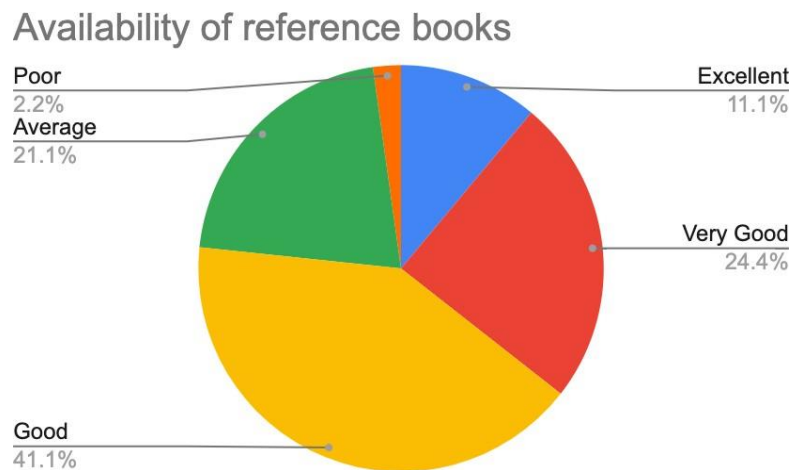


Table-14 Accessibility of books and journals

Parameters	Excellent	Very Good	Good	Average	Poor	Total
Accessibility of books and journal	7	13	55	13	2	90

Availability of books and journal

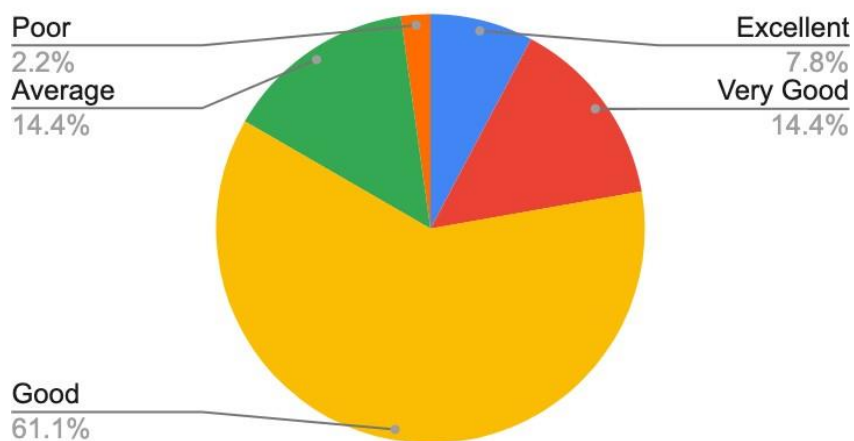


Table-15 Availability of latest edition

Parameters	Excellent	Very Good	Good	Average	Poor	Total
Availability	7	10	50	21	2	90

Availability of latest edition

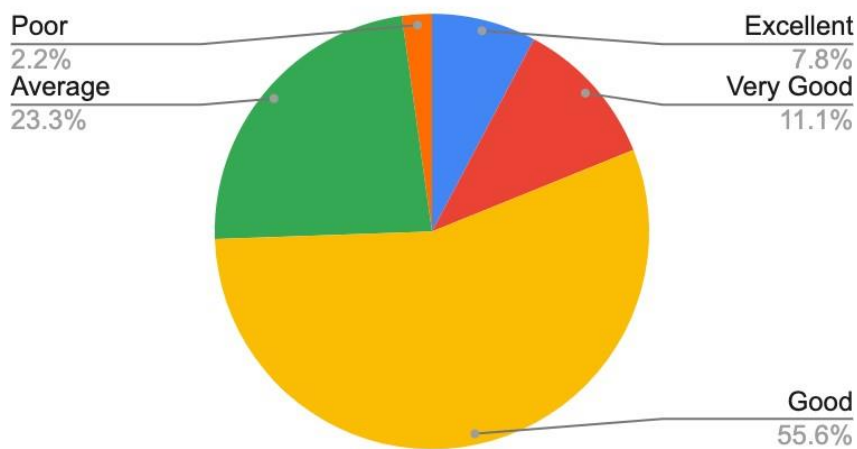
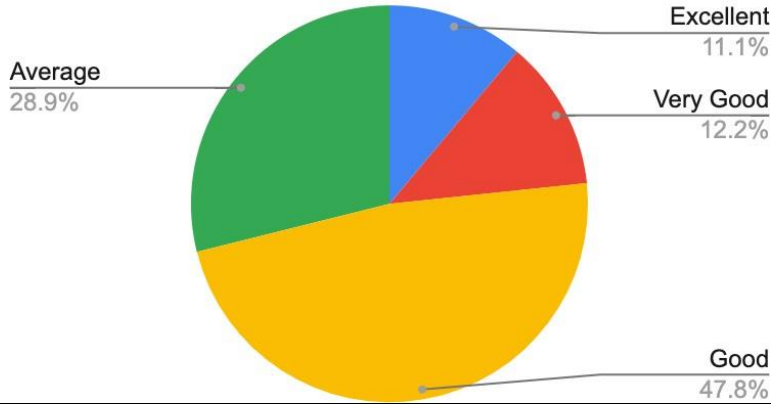


Table-16 Overall Rating

Parameters	Excellent	Very Good	Good	Average	Poor	Total
Overallrating	10	21	43	26	0	90

Overall Rating



D. Internal

Table-17
assessment.

Assessment

Fair and transparent internal

Parameters	Excellent	Very Good	Good	Average	Poor	Total
Fair and transparent internal assessment	10	28	34	15	3	90

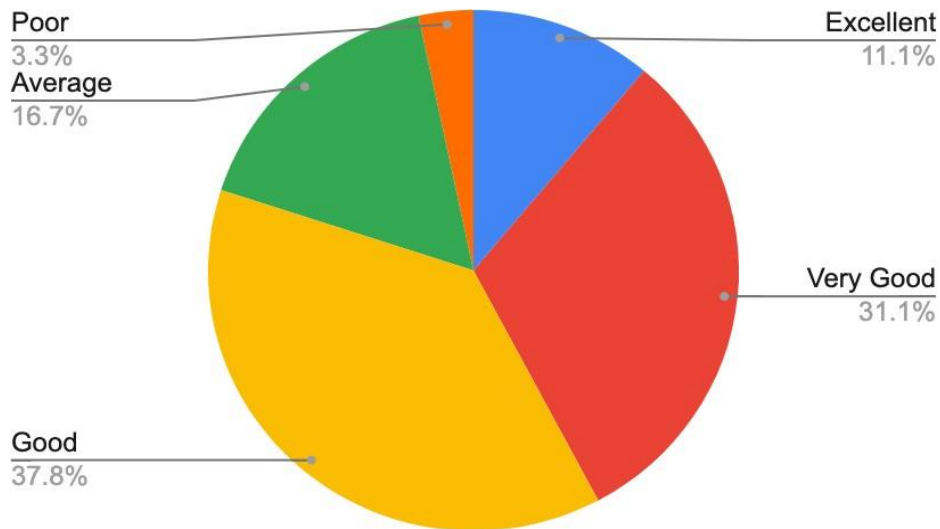
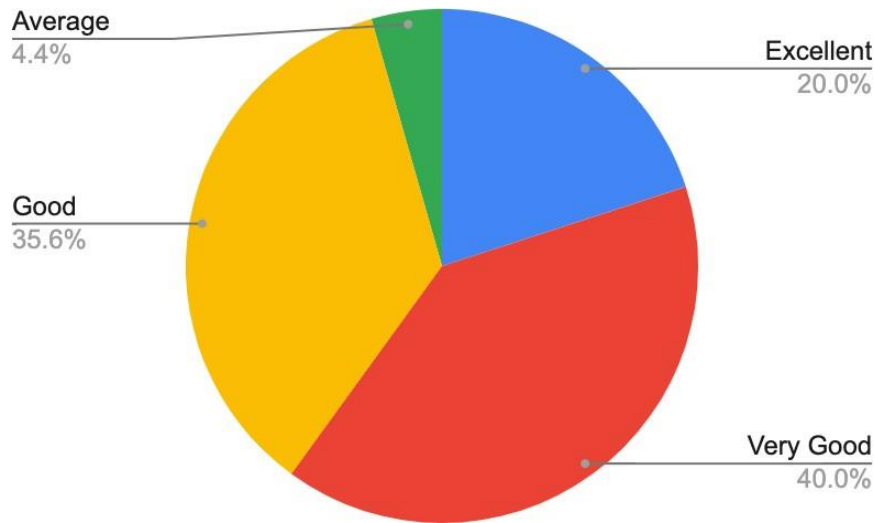


Table-18 Does it help in your course grade

Parameters	Excellent	Very Good	Good	Average	Poor	Total
Does it help in your course	18	36	32	4	0	90



E. INFRASTRUCTURE FACILITIES

Table-19 Girls common room

Parameters	Excellent	Very Good	Good	Average	Poor	Total
Girls Common Room	0	3	24	16	47	90

Girls common room

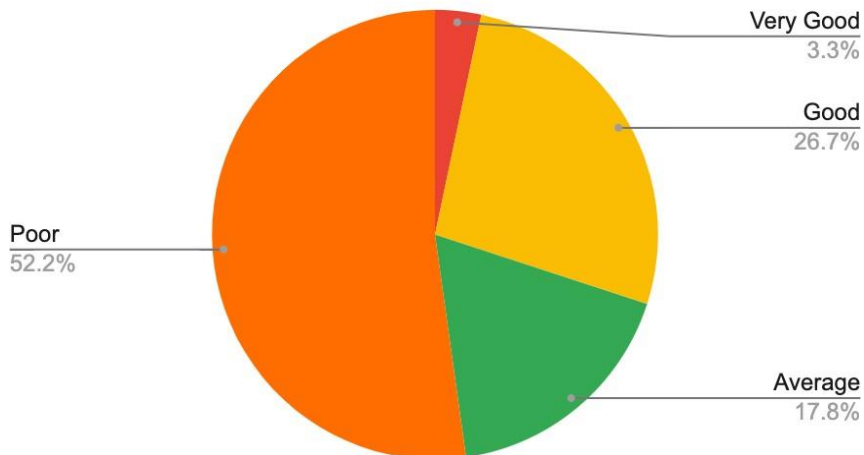


Table-20 Drinking water

Parameters	Excellent	Very Good	Good	Average	Poor	Total
Drinkingwater	6	5	28	24	27	90

Drinking Water

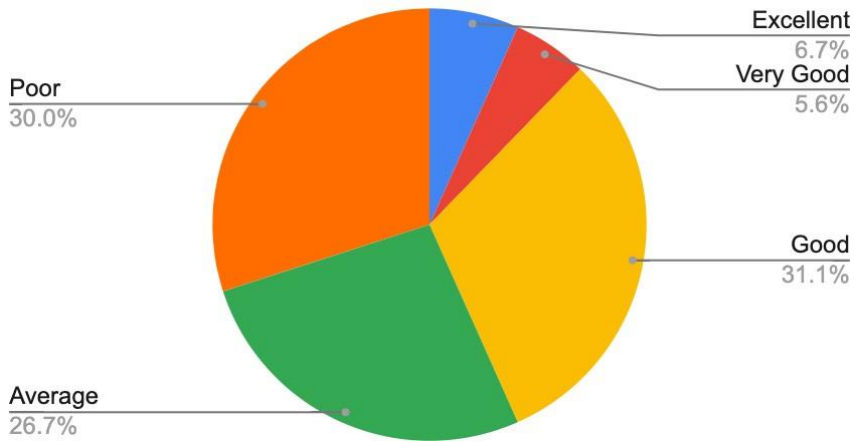


Table-21 Toilet

Parameters	Excellent	Very Good	Good	Average	Poor	Total
Toilet	2	3	15	11	59	90

Drinking Water

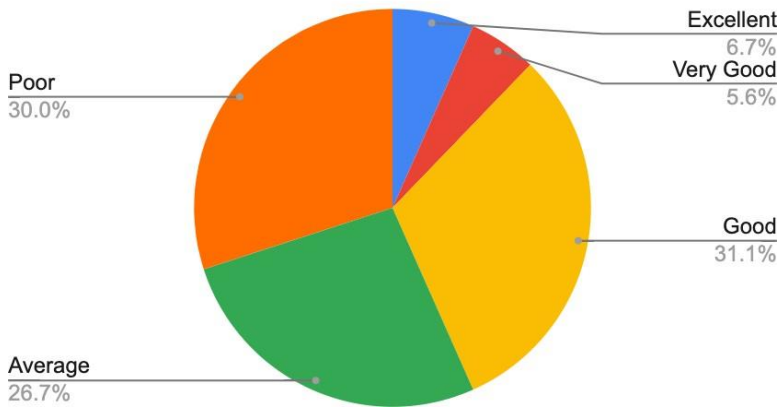
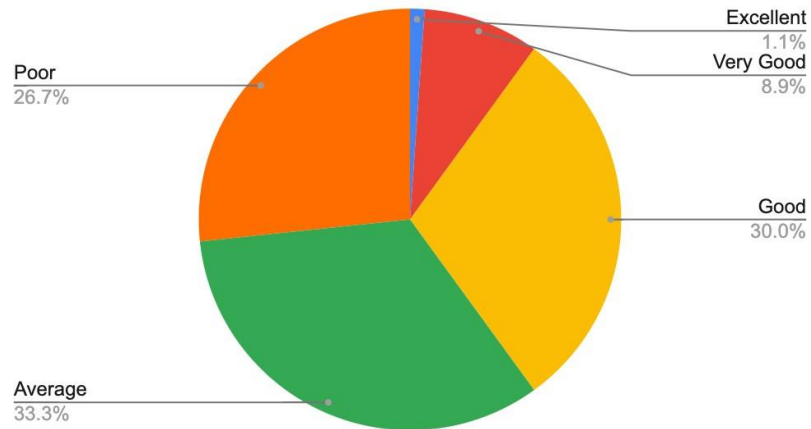


Table-22 Overall Rating

Parameters	Excellent	Very Good	Good	Average	Poor	Total
Overall Rating	1	8	27	30	24	90

Overall Rating



F. INSTITUTIONAL ENVIRONMENT

Table-23 Career Guidance

Parameters	Excellent	Very Good	Good	Average	Poor	Total
Career guidance	13	21	44	11	1	90

Career Guidance

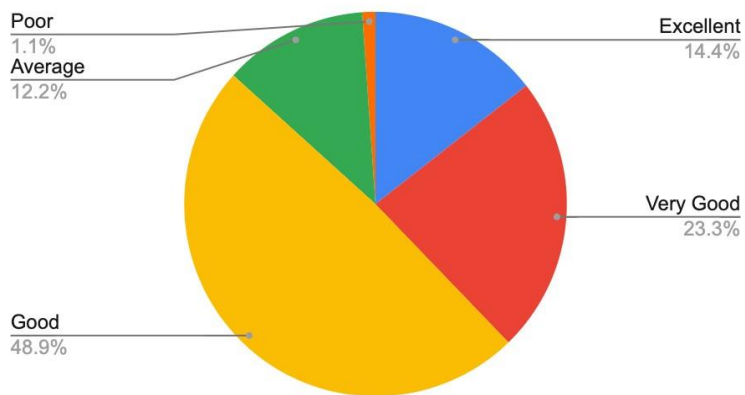


Table-24 Grievance Redressal

Parameters	Excellent	Very Good	Good	Average	Poor	Total
Grievance Redressal	7	11	51	13	0	90

Grievance Redressal

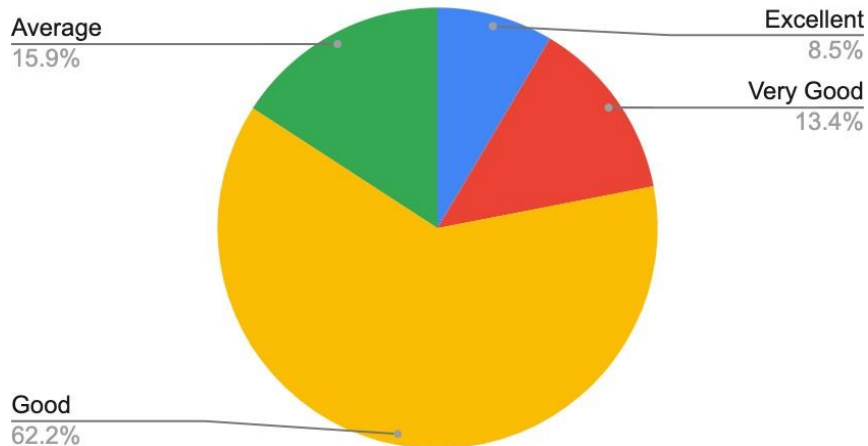


Table-25 Student Administration

Parameters	Excellent	Very Good	Good	Average	Poor	Total
Student Administration	10	15	44	21	1	90

Student Administration relation

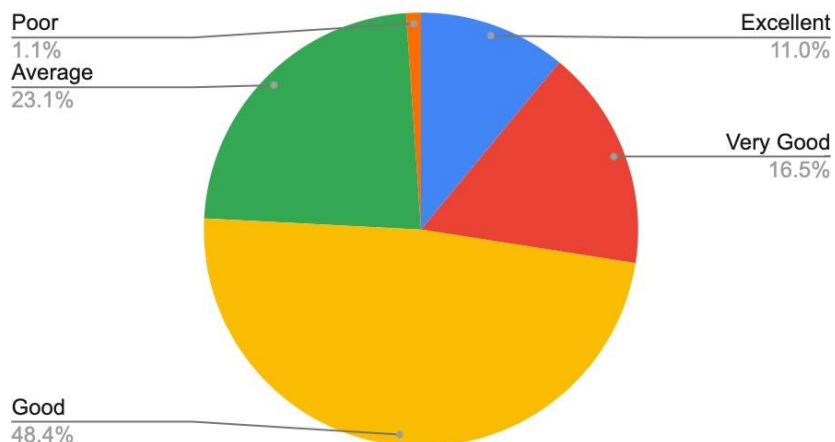


Table-26 Canteen Facilities

Parameters	Excellent	Very Good	Good	Average	Poor	Total
Canteen facilities	4	5	49	24	8	90

Canteen Facilities

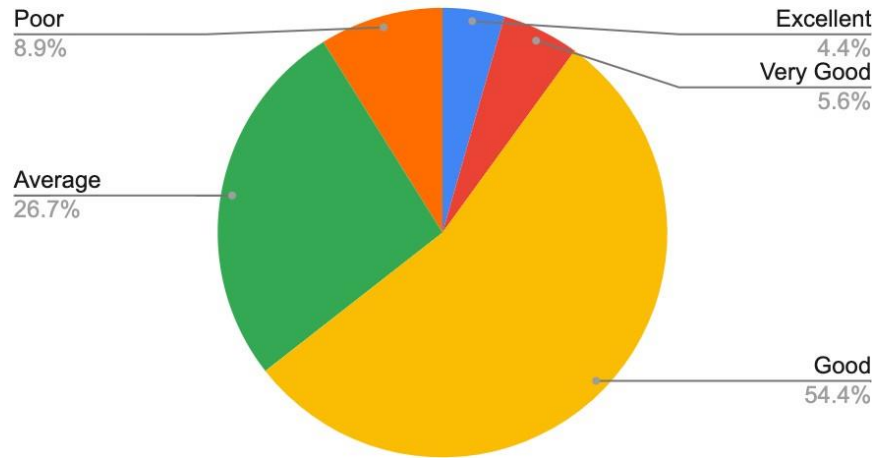


Table-27 Student-Student Union relationship

Parameters	Excellent	Very Good	Good	Average	Poor	Total
Student-Student Union relationship	6	10	37	30	7	90

Student-Student Union relationship

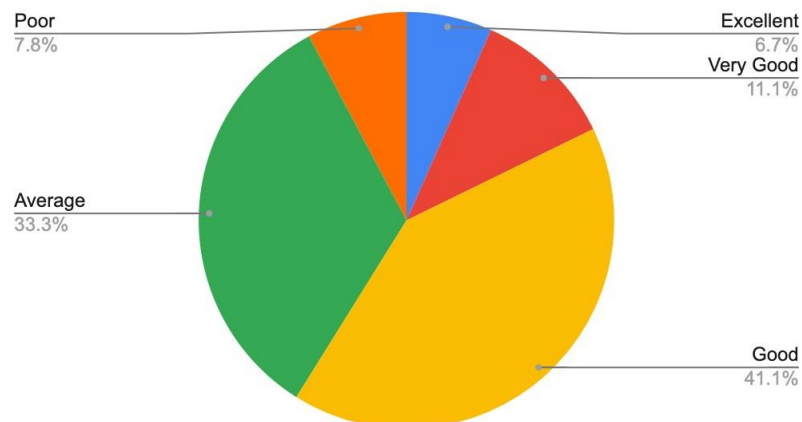


Table-28 Availability of Extra-Curricular activities

Parameters	Excellent	Very Good	Good	Average	Poor	Total
Availability Of Extracurricular activities	7	5	38	34	6	90

Availability extra-curricular activities

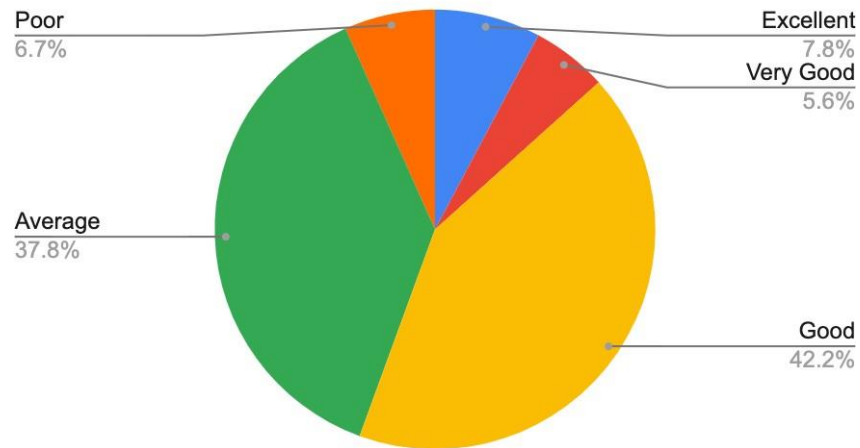


Table-29 Overall rating

Parameters	Excellent	Very Good	Good	Average	Poor	Total
Overall Rating	7	8	56	18	1	90

Overall Rating

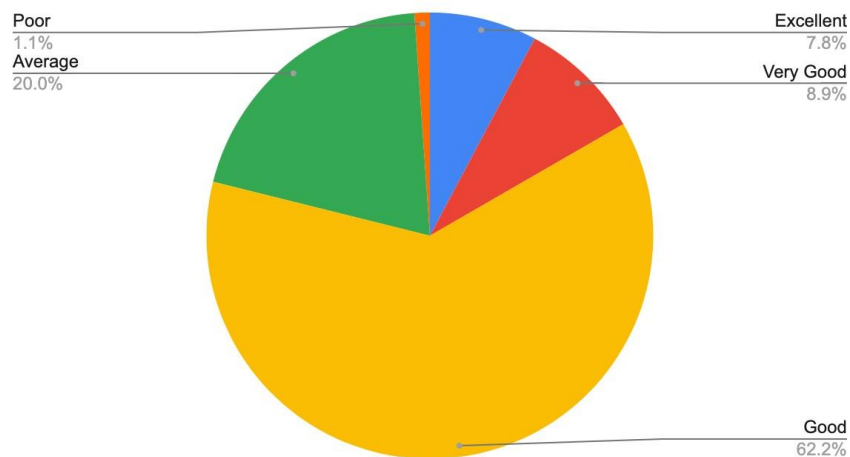
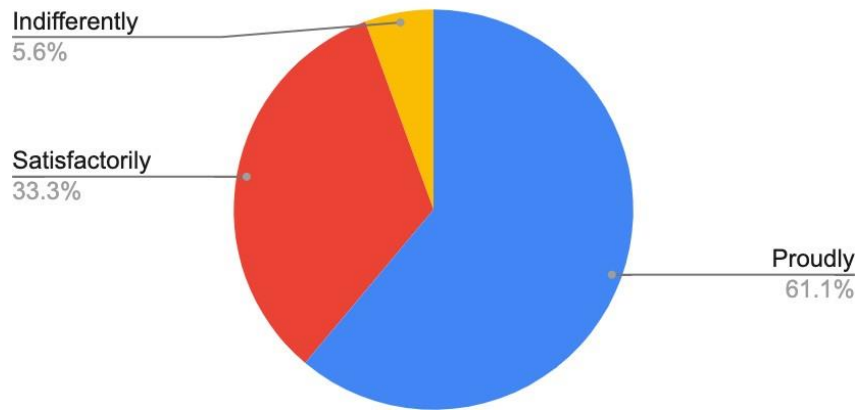


Table-30 After leaving the college how will you talk about the institution?

Parameters	Proudly	Satisfactorily	Indifferentl y
After leaving the college, how will you talk about the institution?	55	20	2

After leaving college how will you talk about the institution?




Action taken Report
on
Students Feedback (2018-19)



1. Digitalization of Library was initiated.
2. Career guidance programme was organized.
3. Canteen facility was improved.


Dr. Karabi Goswami
Coordinator IQAC
Raha College
Coordinator
IQAC
Raha College


Dr. Beda Kr. Chaliha
Principal
Raha College
Principal
Raha College, Raha
Nagaon, Assam